

WALTHERS O SCALE FREIGHT CAR KIT CATALOG NUMBERS

Walthers 3800 series kits have wood body construction with cast metal ends, doors, with stamped brass ladders, roof seam ribs and other small metal parts. Their design dates from the late 1930's when the late Bill Walthers began producing them. A model photo noted below is from a 1942 catalog. These model kits are largely generic, with some approaching certain prototypes. They are rugged models and if built with care and attention to details, they can present a good appearance. Walthers sold various milled roof types and car parts separately. From them, a modeler could build models of prototypes not found in the catalog. A free set of decals could be ordered with any kit.

3800 – 40' 50t AAR box car, riveted sheet ends.



3802 – Twin dome tank car 8m-10m gallons.




3802 Twin dome tank car

3805 – PRR H30 two-bay covered hopper. (1942 photo).



3806 – Single dome tank car 8m-10m gallons.




3806 Single dome tank car

3807 – Chemical Gas or Propane tank car 8m-10m gallons.




3807 Gas dome tank car

3808 – Three dome tank car 8m-10m gallons.



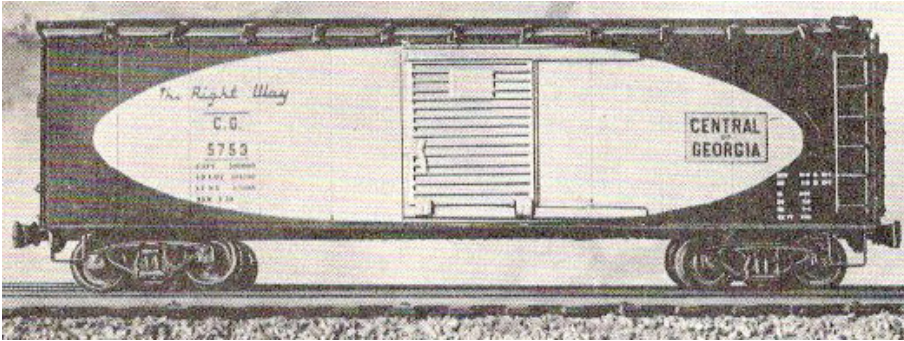
3808 Triple dome tank car

3809 – 51' Menasha woodenware box car (old time).



3809 51' Menasha Woodenware Company's Car

3810 – 40' 50t AAR box car, Youngstown doors, corrugated ends.




3511 (?) or 3811– Two bay offset-side hopper, cast aluminum kit. (Formerly Scale Craft). (Possible Pre-War kit seen on E-bay with box open. The Walthers label had number 3511 showing).

3816 – 45' 50t steel fish-belly side flat car.




3817 45' cast aluminum 50t steel straight side flat car.




3817 45' 50 ton Flat car (straight sides)

3819 – 45' 50t fish-belly side wheel service flat car (with load of wheels on axles).




3819 45' 50 ton Wheel Service Car

3820 – 50' 50t round roof double-door auto box car, door-in-end.



3820 50' 50 ton Steel Automobile Car (Wagontop, door-in-end)

3824 - 40' 50t PRR round roof, double-door auto box car, Dreadnaught ends.




3824 40' 50 ton Steel Automobile Car (X31 Round roof type)

3825 – PRR steel caboose metal sides, cupola, sheet metal roof, cast metal ends.




3825 Metal Caboose

3830 - 50' steel double-door auto box car, angular roof, Dreadnaught ends.




3830 50' 50 ton Steel Automobile Car

3832 - 60' PRR "Merchandise Service" box car, single door, Dreadnaught ends.



3832 60' Pennsylvania Merchandise Box Car

3835 - Wood body caboose (Figure not included).




3835 Wood caboose

3836 - Steel side bay window caboose (Figures not included).



3836 Bay Window Caboose

3840 - 40' 50t steel refrigerator, corrugated ends.




3840 40' 40 ton Steel Refrigerator Car

3842 – 50' four-door BREX steel refrigerator, corrugated ends.



3845 - 40' 40t wood body refrigerator.




3845 40' 40 ton Wood Refrigerator Car

3848 – 36' 40t wood body box car.




3860 - 40' 40t wood body stock car.




3860 36' 40 ton Stock Car

3865 – 50' express refrigerator, angular roof.




3865 50' 35 ton Express Refrigerator Car (Angular roof)

3866 – 50' express refrigerator, round roof.




3866 50' 35 ton Express Refrigerator Car (Round roof)

3875 – 40' single sheathed double-door auto box car, 5-5-5 corrugated ends.




3875 40' 40 ton Framed Automobile Car

3880 – 40' single sheathed single door box car, four-panel ends.




3880 40' 40 ton Single Sheathed Box Car

3890 – 50' single sheathed double-door auto box car, 5-5-5 corrugated ends.




3890 50' 50 ton Framed Automobile Car

3891 – 46' 70t steel gondola.




3891 46' 70 ton Steel Gondola

3892 – 50' 70t composite (wood sides) gondola.




3892 50' 70 ton Composite Gondola

3893 - 40' 50t composite (wood sides) gondola.




3893 40' 50 ton Composite Gondola

3894 – 40' 50t steel side gondola.



3894 40' 50 ton Steel Gondola

3895 - Four vat pickle tank car.




3895 Pickle Car


3896 – 32' 50t two-bay rib side coal hopper.



3897 – 40' 70t four-bay rib side hopper.




3898 – 21' ore car.



3898 21' 50 ton Ore car

The Walthers 5400 series kits are mainly improved replacements or up-grades of some 3800 kits. The largest selection is in numbers 5404, 5413-5430, the 40' wood side refrigerator kit series featuring silk-screened sides.

5401 – PRR H30 covered hopper. (Replaces 3805).



5401 30' 50 ton Covered or Cement Hopper

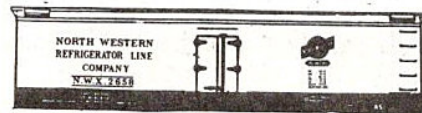
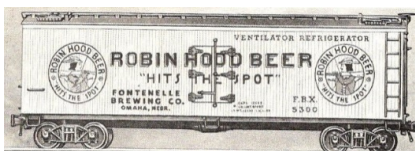
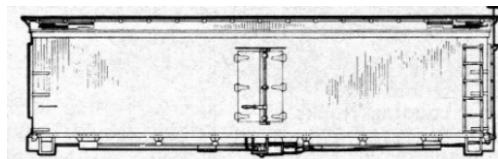
5402 – Wood body tool and water M of W car (Figures not included).



5403 – 53' 12-wheel depressed center flat (cast aluminum).



5404 - 40' Wood body refrigerator undecorated, with decals (also available with pre-printed sides for NWX, Robin Hood Beer and Kahns in first run. Replaces 3845)




5404NWX Northwestern


5404EKSX Kahn's

(A second run of 5404 kits, all with pre-printed sides, follows below after 5412).


5405 (Also shown as kit 5409) – 72' Warren steel circus flat car.




5406 - 51' Menasha Woodenware old time box car (Replaces 3809).



5407- 40' 70t composite (wood sides) gondola (Replaces 3893).




5410 - 50' 6" 70t waffle-side box car in ABS (A former Continental-Monarch kit)
Less trucks, decals extra.



5411 – PRR caboose- (Up-grade of 3825, with plastic roof).



5412- 40' 70t MILW 'Peek-A-Boo' gondola (steel side framing only, of kit 5407).



PREPRINTED SIDE KITS OF THE 5404 REFRIGERATOR CAR SERIES

| Kit Number | Car Type | Road or Name | Report Mark/Number |
|------------|----------------------------|--------------|--------------------|
| 5413 | 40' wood body refrigerator | "Baby Ruth" | NAOX 4511 |



| | | | |
|------|---------|-------------------------------|-----------|
| 5414 | " " " " | American Refrigerator Transit | ART 22763 |
|------|---------|-------------------------------|-----------|



5415 “ “ “ “ Pacific Fruit Express UP Overland PFE 71407



5416 “ “ “ “ “Westcott & Winks” WWDX 1047



5417 “ “ “ “ “Grand Union” QREX 90104



5418 “ “ “ “ “Edelweiss Beer” URT Co. 18301




5419 Tongue-in-Cheek

Beer can tanker (Added in the 1970's)



5420 - 40' wood body refrigerator

Santa Fe 'Chief' SFRD 25963




5421 " " " "

Santa Fe 'San Francisco Chief' SFRD 26288




5422 " " " "


Northern Pacific NP 93805



5423 " " " " Pacific Fruit Express Ice Service PFE 65005



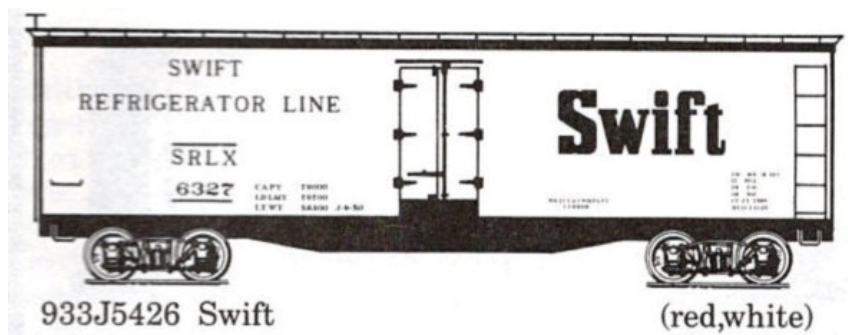
5424 " " " " Green Bay & Western WRX 9227



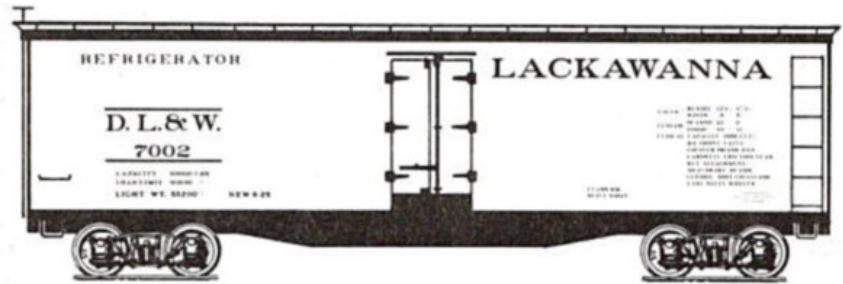
5425 " " " " Chicago & Northwestern NWX 4247



5426 " " " " Swift Refrigerator Line SRLX 6327

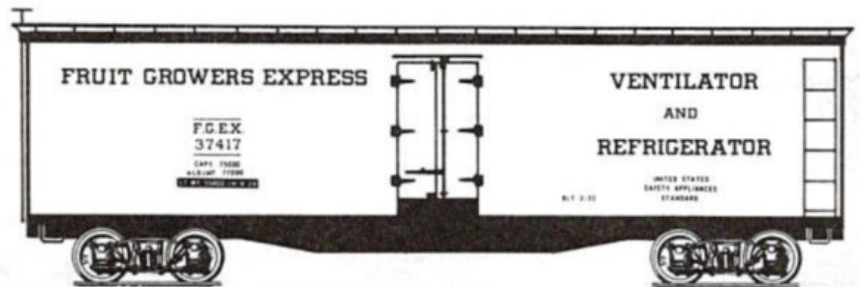


5627^ “ “ “ “ Lackawanna DL&W 7002



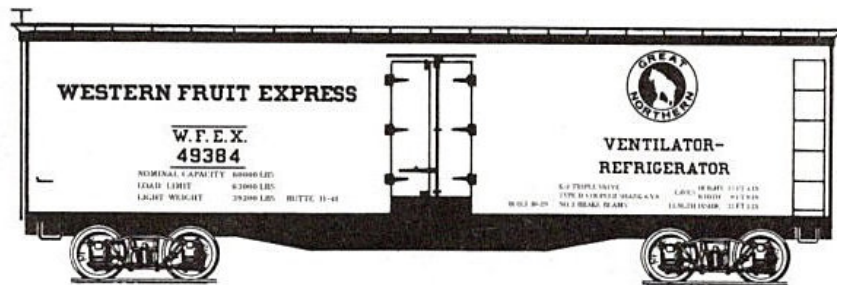
933J5427 Lackawanna (white,black)

5628^ “ “ “ “ Fruit Growers Express FGEX 37417



933J5428 Fruit Growers Express (yellow,black)

5629^ “ “ “ “ Western Fruit Express WFEX 49384



933J5429 Western Fruit Growers (yellow,black)

(^ = These kit numbers were advertised by Walthers as a “short run” in 1989. It is uncertain whether they were sold out, or not issued. In 1990, Walthers discontinued O scale kit production and sold its line to All Nation. Kit numbers 5627, 5628 and 5629 were used by All Nation for different car sides than those shown here).

Note: Names shown with “quotes” are billboard-side cars of the 1920’s.

References for these kit numbers, reporting marks and car numbers are from Walthers catalogs of 1967, 1973, 1976, 1978 and 1989 update.

Most of the Walthers car kits do not appear in the All Nation Freight Car list. All Nation continued the 5404 wood body refrigerator kits with new additions that replaced the last three car sides shown above. These replaced car side kits with the same kit numbers are shown in the All Nation Freight Car listing.

Compiled by Edward F. Bommer

May 15, 2020