


PART TWO: ALL NATION 3600 - 3900 SERIES KITS

This includes a few cast aluminum and other kits from the 1930's by Megow, Scale Craft and other makers.

3610 46' 70t fish-belly side flat car. (In 2004 Catalog). May be a reissue of an earlier Megow, Scale Craft, or a Walthers kit after 1990. Less trucks. No paint or decals



3611 45' eight-wheel cast aluminum drop-center flat car, less trucks. No Paint or Decals



3612 34' eight-wheel caboose, cast aluminum underframe with trucks. No Paint or Decals




3612 CB&Q wood body (revised kit), 8-wheel caboose with wood beam trucks.



3614 45' cast aluminum straight-side flatcar, less trucks

No Paint or Decals



3616 PFE (# Not Shown) 50' wood body class R-50-1 refrigerator with Pacific Fruit Express silk-screened sides. {Prototype photo, showing Bohn vents fitted in 1940's}



3616 A Not Lettered 50' wood body refrigerator

Unpainted

3620 Cast aluminum, C&O eight-wheel steel caboose, with trucks

No Paint or Decals

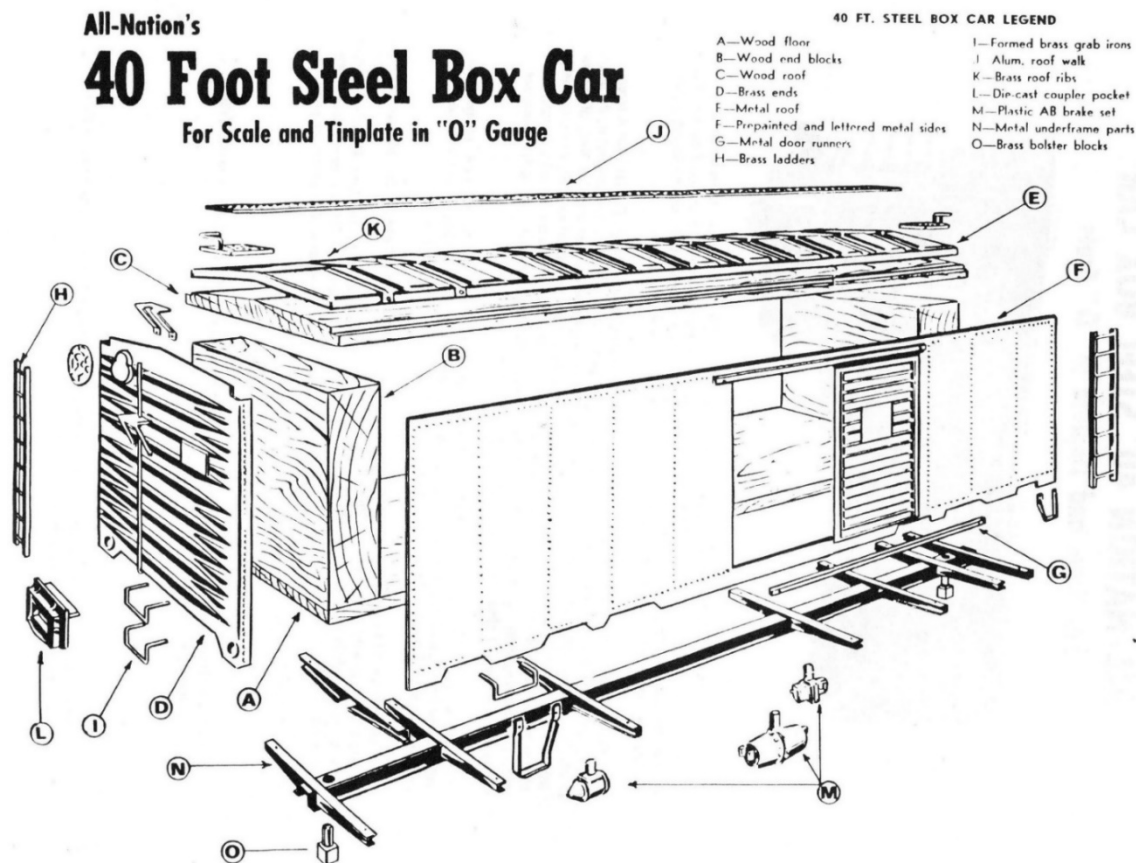


3630 C&NW wood body, 8-wheel bay window caboose with wood beam trucks.

3630A C&NW wood body, 8-wheel bay window caboose with leaf spring Bettendorf trucks.



3600 series 40' Steel, Single Door Box Cars, Embossed Aluminum Running Boards



General Models and All Nation car sides are aluminum and measure $9 \frac{31}{32}$ " long for a "40' box car." However, the inside length of a prototype boxcar is 40' 6", which is $10 \frac{1}{8}$ " for O scale.

All Nation box car kits are almost identical to Athearn box car kits, which causes confusion. There are three ways to tell the difference: First, Athearn car sides are made of steel. A small magnet helps identify an Athearn from a GM or All Nation model.

Second, Athearn car sides use an inner liner or sheathing. AN's boxcars do not have that feature.

Last, Athearn car sides have angled cuts on the lower edge by the right end for the ladder and on both sides of the first cross-bearer gusset to the left.

General Model and All Nation sides have vertical cuts at the lower right for the ladder and on the left side only for the cross-bearer gusset to the left.

<u>Kit Number</u>	<u>Report Mark and Number</u>	<u>Basic Color</u>	<u>Road Name</u>
-------------------	-------------------------------	--------------------	------------------


3600	Not Lettered	Unpainted	
------	--------------	-----------	--

3634	SOO LINE	Tuscan Red	(BIG) Soo Line
------	----------	------------	----------------

3635	CIL 495	Gray	Monon
------	---------	------	-------



3636	EJ&E 7309	Green	Elgin, Joliet & Eastern
------	-----------	-------	-------------------------



3637	M & St L 5123	Green	Minneapolis & St. Louis
------	---------------	-------	-------------------------



3638	ITC 6304	Tuscan Red	Illinois Terminal
------	----------	------------	-------------------

3639	WIF 307	Tuscan Red	West India Fruit & Steamship
------	---------	------------	------------------------------



3640 Not Lettered

Tuscan Red

white data only

3641 BCK 1008


Tuscan Red

Buffalo Creek



3642 DSSA 17551

Tuscan Red Duluth, South Shore & Atlantic



3643 SL-SF 18215

Tuscan Red


Frisco



3644 C&IM 18042

Box Car Green

Chicago & Illinois Midland



3645

GN 21850

Tuscan Red

Great Northern




3646


NP 1008

Coach Green, White Stripe

Northern Pacific



3647 NH 36193 Deep Orange "AN =Crimson Red" big White/Black NH New Haven




3648

MC 4698

Box Car Green

Maine Central



3649B

PRR 24063

Tuscan Red

“Don’t Stand Me Still”




3650

Rutland 104

Box Car Green, Reefer Yellow roof, Black ends

Rutland




3651

UP 183873

Reefer Yellow, Black under-body

Union Pacific



3652

C&NW 6501

Tuscan Red, Blk roof, ends, under-body

Big C&NW

3653

SP 84400

Tuscan Red

Southern Pacific



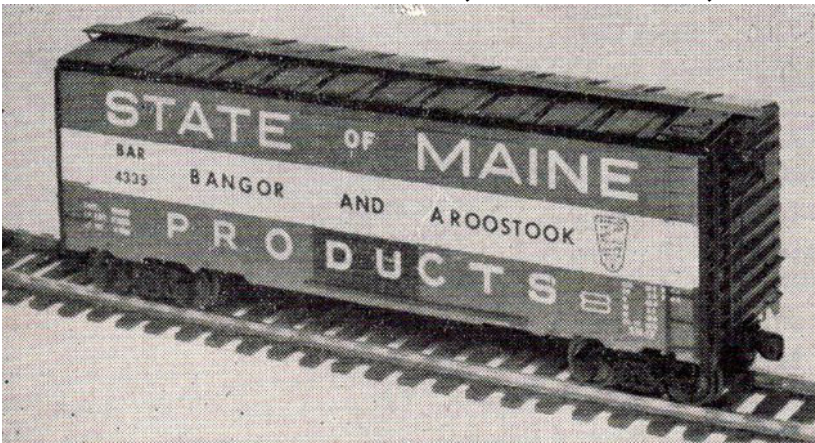
3654 SSW 34650 Tuscan Red Cotton Belt

3655 WM 4314 Tuscan Red w/ white Speed Letters. Western Maryland

3656 B&M 74356 Royal Blue roof, ends, Black doors, under-body Big B&M



3657 BAR 4335 Red, White & Blue, Black roof, under-body. "State of Maine"




3658 B&O 468420 Tuscan Red Baltimore & Ohio




3659 RDG 109300 Tuscan Red Reading



3660 EJ&E 61119 Reefer Orange roof, Blk ends, under-body Big EJ&E



3661 D&RGW 69602 Aluminum roof Black ends, underbody D&RGW



3662 M & St. L 54652 Caboose Safety Red. Minneapolis & St. Louis Tall M&St.L



3663 CB&Q 62553 Caboose Safety Red Gloss Burlington




3664 No Kit Listed

3665 ATSF 16934 Bright Red "Shock Control"



3666 B NYC 157986 Jade Green "New York Central System"



3667 B NP 29383 Tuscan Red, Large NP, "Route of the Vista-Dome. ."



3668 B UP 187873 Tuscan Red "Be Specific - Ship Union Pacific"



3669

MILW 39968

Tuscan Red

Large herald



3670

RI 26845

Freight Car Red

Rock Island



3671

C&EI 64389

Freight Car Red

Big C&EI



3672

IC 31171

Freight Car Red "Main Line of Mid-America"



3673 B

CNW 23893

Yellow Lettering

Freight Car Red




3674

EL 70753

Freight Car Red

Erie-Lackawanna




3675

C&O 4878

Freight Car Red

"For Progress" C&O



**40' Steel, Single Door and Double Door 'Steam Era' Box Cars,
with Wood Running Boards**

3634 B Soo Line (# Not Shown)

3647 B New Haven (# Not Shown)

Black and White Lettering

3649 Pennsylvania 24063 "Don't Stand Me Still"

Tuscan Red White Lettering



3653 B Southern Pacific (# Not Shown)

SP Lines Herald

3655 Western Maryland (# Not Shown)

3681 NY Central 70006

40' double-door automobile



40' Steel, Double-Door Box Cars, Open Grid "Blaw-Knox" Running Boards

3675 Not Lettered

Tuscan Red

white data only

3676 B&O 294652

Tuscan Red

Baltimore & Ohio



3677 SAL 23590

Tuscan Red "Route of Courteous Service"



3678 ACL (# Not Shown) Tuscan Red Atlantic Coast Line

3679 CN 538086 Tuscan Red (w/green leaf) Canadian National



3680 GN 5300 Bright Red (Angled letters) Great Northern



3680 B GN (# Not Shown) New car number, 1981. Brt Red (Angled Ltrs) Great Northern

3681 NYC 70006 {Wood running board} "New York Central System"



3682 Not lettered "Blaw-Knox" running board Unpainted

3700 Series 40' Composite (wood) Side, Metal Roof and Ends Box Cars

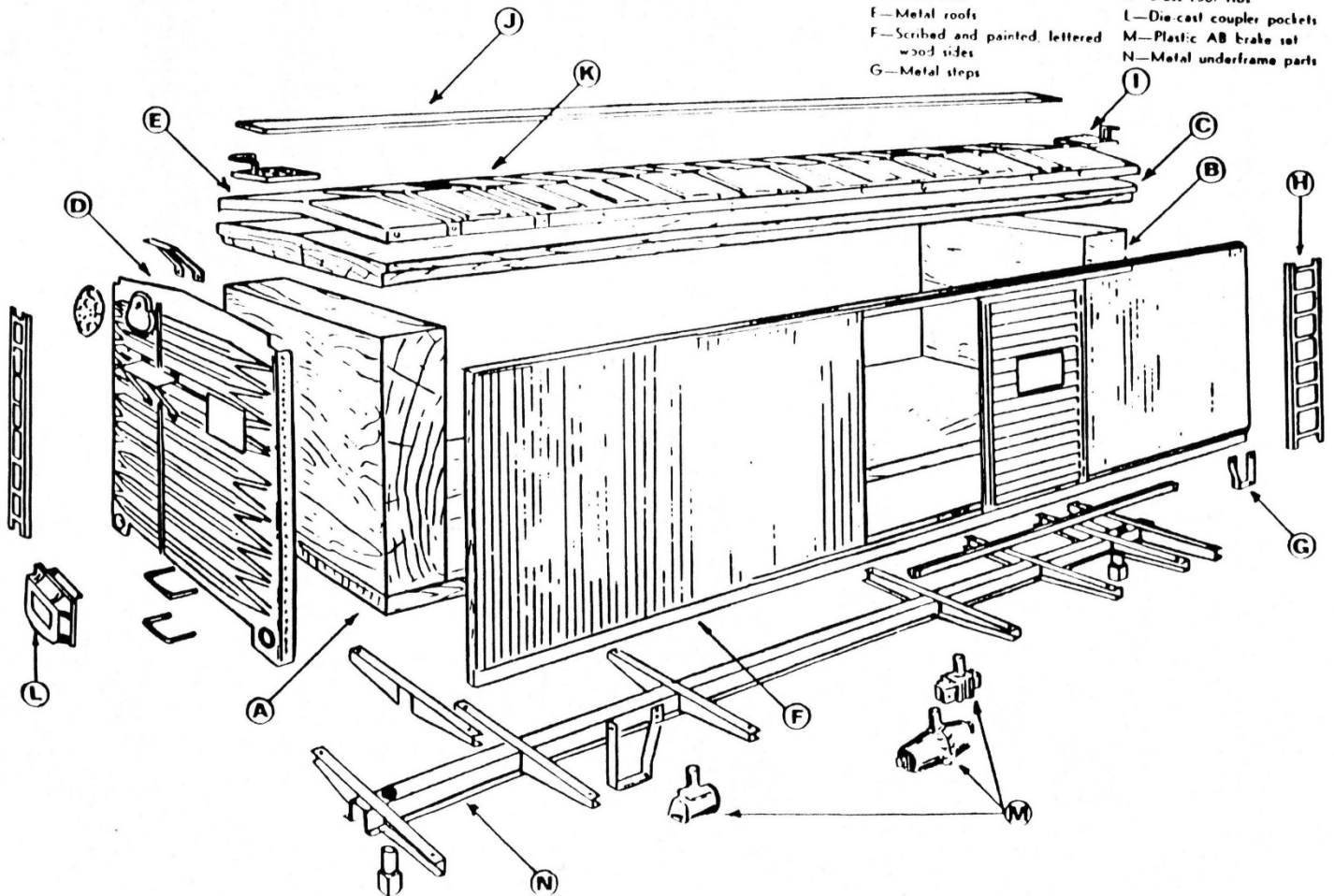
ALL-NATION 40 Ft. WOOD SHEATHED SIDE BOX CAR

IN O GAUGE

Scale or Tinplate

40 FT. WOOD SHEATHED SIDE BOX CAR LEGEND

- A—Wood floor
- B—Wood end blocks
- C—Wood roof
- D—Brass ends
- E—Metal roofs
- F—Scribed and painted, lettered wood sides
- G—Metal steps
- H—Brass ladders
- I—Alum. end walks
- J—Alum. roof walk
- K—Brass roof ribs
- L—Die-cast coupler pockets
- M—Plastic AB brake set
- N—Metal underframe parts




3700 Plain Sides

Unpainted

3701 GN 50785

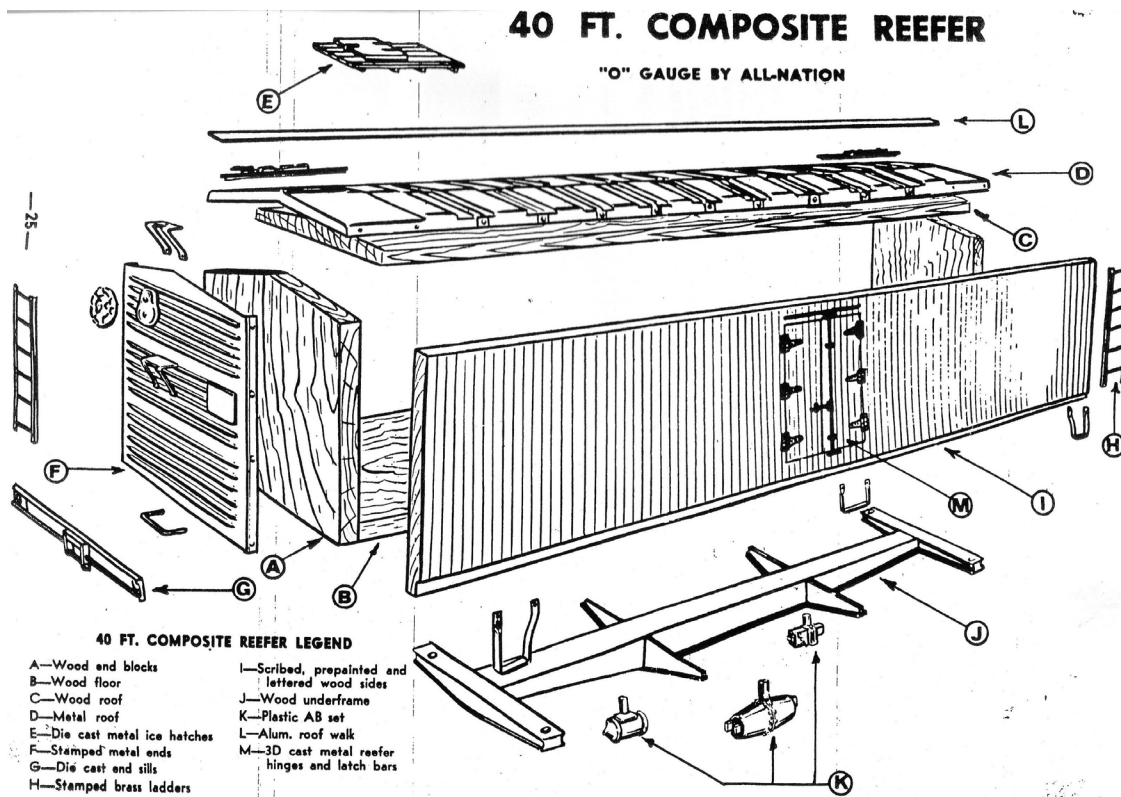
Caboose Safety Red



3702 NP (not shown)

Tuscan Red

3900 Series 40' Composite (wood) Side, Metal Roof and Ends Refrigerator Cars; 36' wood body, ventilated "Watermelon car."




Note: All Nation used the same silk-screened sides for the 40' composite refrigerator cars as they did for the 40' wood body refrigerator cars.

Kit Number Report Mark and Number Basic Color Road Name

3900 Not Lettered Unpainted

3950 ACL 55168 36' wood body, ventilated, 'watermelon car' Tuscan Red ACL



3960 PFE 20073 Reefer Orange Pacific Fruit Express



3961 WFEX 63989 Reefer Yellow Western Fruit Express

3964 BFCX 309 Reefer Yellow, Red Rath's Blackhawk Ham

3965 MRX 5342 Reefer Yellow Morrell's Pride

3967 BREX 75375 Reefer Yellow Burlington Refrigerator Express

3968 B SFRD 34832 Reefer Orange Santa Fe 'El Capitan'



(In all the listings above, the sub-letter "B" for a kit number indicates a new car number was issued for that kit. In most instances the former car number is unknown, as the kit's catalog number remained the same).

End of Part Two

Compiled by Edward F. Bommer

Revised September 10, 2020