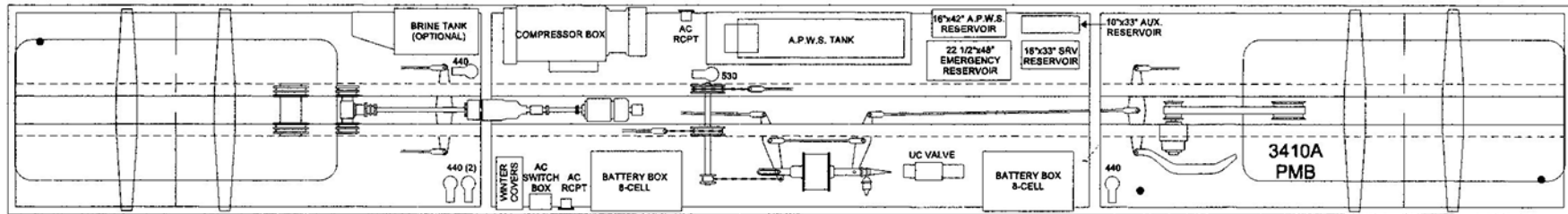








**PULLMAN PLAN 3410/3410A/3410B**  
**12 SEC - 1 DR SLEEPING CAR**  
**UNDERBODY EQUIPMENT LAYOUT**  
**PMB A/C SYSTEM, UC BRAKES, SINGLE 18" BRAKE CYLINDER**

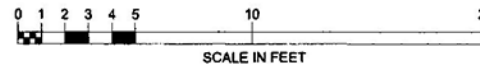
REFERENCE DRAWING: PULLMAN MD-B-1749 ISS. F

VIEW LOOKING UP FROM UNDERNEATH CAR



**UNLABELED COMPONENTS**

- TOILET WASTE PIPE ("POOP CHUTE")  STANDBY MOTOR 
-  STEAM TRAP  SPEED CONTROL
-  LIGHTING GENERATOR  PULLMAN DRIVE



COPYRIGHT 2004 T. C. MADDEN  
 FOR NON-COMMERCIAL USE ONLY  
 ALL RIGHTS RESERVED

**PREPARED 7/12/04**